

**VMware Horizon HTML Access to run in your browser:**

1. This system works best with Google Chrome, but it will work in Internet Explorer and Mozilla Firefox.



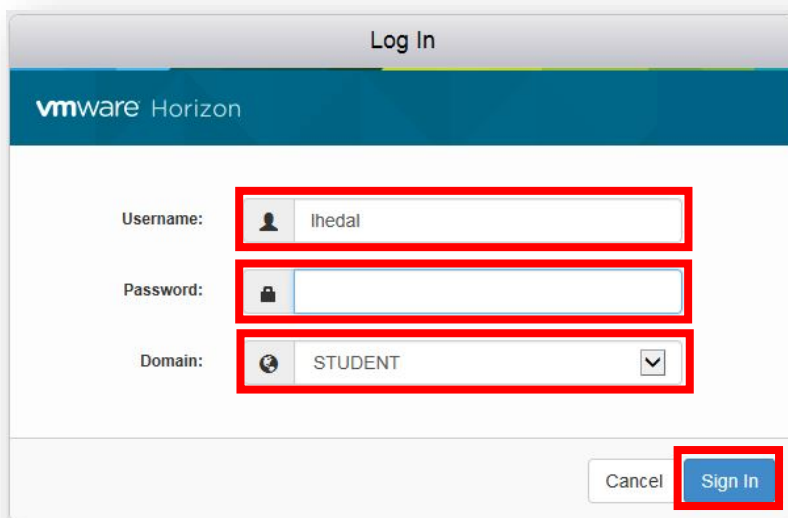
2. In the address bar type in <https://desktop.cascadia.edu/>



3. Click [VMware horizon HTML Access].



- You will be asked to provide credentials. Enter your Cascadia network username, password and change domain to 'STUDENT'. Click **[Sign In]**.



Log In

vmware Horizon

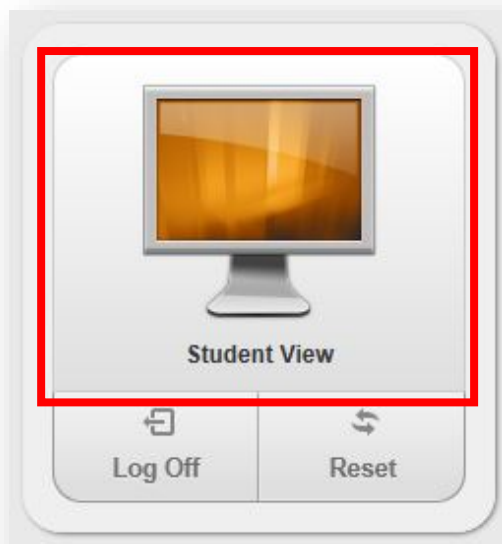
Username: lhedal

Password:

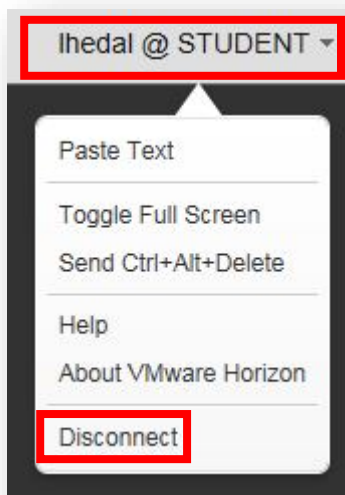
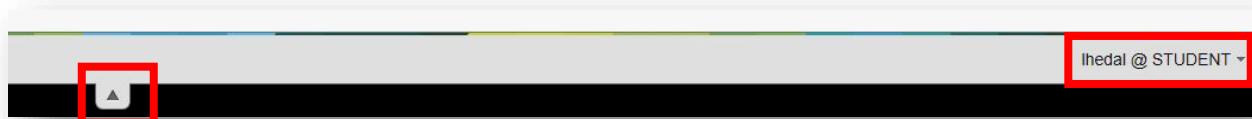
Domain: STUDENT

Cancel Sign In

- Click on the Student View.



- When you are done with your session, click the gray triangle at the top, click username@STUDENT and click **[Disconnect]**.



If you have any problems, please contact the Information Services Helpdesk. Reference what documentation you have tried and provide a synopsis of the issue you are having. You can call the Helpdesk at **425-352-8228** (ext. 2-8228) or email them at [helpdesk@cascadia.edu](mailto:helpdesk@cascadia.edu).